AVINENT
Implant System

PRODUCT CATALOGUE

Biomimetic
OCEAN



The OCEAN system is a new line that adds to the range of Avinent implants. This new system has all the innovative features of the CORAL implant, as well as new concepts to provide a solution to emerging clinical and prosthetic needs. The shape of the OCEAN system shows outstanding aesthetic results at tissue level.

CONTENTS

Surgical phase	4
EC External connection	4
IC Internal connection	6
CC Conical connection	8
Accessories	10
Instruments and surgical kit	12
Drilling speed	13
Drill-bit length and marking	13
Accessories CC	13
Platform indicators	13
Avinent drilling protocol	14
Sterilization and packaging	16
Avinent Guided Surgery	18
Micromotors	18
Radiographic template	18
Product index	19

Code: CV01391-02

Biomimetic **OCEAN**

EC EXTERNAL CONNECTION

SURGICAL PHASE

	Platform Ø 3,5 mm			
	Ø 3,5 mm	Ref.	**Ø 4,0 mm**	Ref.
Implant	-	-	4,0 x 7 mm	1562
	-	-	4,0 x 8,5 mm	1563
	3,5 x 10 mm	1558	4,0 x 10 mm	1564
	3,5 x 11,5 mm	1559	4,0 x 11,5 mm	1565
	3,5 x 13 mm	1560	4,0 x 13 mm	1566
	3,5 x 15 mm	1561	4,0 x 15 mm	1567
Healing abutment	4 x 3 mm	0030	4 x 3 mm	0030
	4 x 4 mm	0031	4 x 4 mm	0031
	4 x 5 mm	0032	4 x 5 mm	0032
	5 x 3 mm	0033	5 x 3 mm	0033
	5 x 4 mm	0034	5 x 4 mm	0034
	5 x 5 mm	0035	5 x 5 mm	0035
	-	-	-	-
Anatomic healing abutment	5 x 3 mm	0171	5 x 3 mm	0171
	5 x 4 mm	0172	5 x 4 mm	0172
	5 x 5 mm	0173	5 x 5 mm	0173
	-	-	-	-
Anatomic healing abutment PEEK	-	-	-	-
	-	-	-	-

Platform Ø 4,1 mm			
Ø 4,5 mm	Ref.	**Ø 5,0 mm**	Ref.
4,5 x 7 mm	1568	5,0 x 7 mm	1574
4,5 x 8,5 mm	1569	5,0 x 8,5 mm	1575
4,5 x 10 mm	1570	5,0 x 10 mm	1576
4,5 x 11,5 mm	1571	5,0 x 11,5 mm	1577
4,5 x 13 mm	1572	5,0 x 13 mm	1578
4,5 x 15 mm	1573	-	-
4 x 3 mm	3363	4 x 3 mm	3363
4 x 5 mm	3364	4 x 5 mm	3364
4 x 7 mm	3365	4 x 7 mm	3365
5 x 3 mm	0036	5 x 3 mm	0036
5 x 4 mm	0037	5 x 4 mm	0037
5 x 5 mm	0003	5 x 5 mm	0003
5 x 7 mm	0038	5 x 7 mm	0038
5 x 3 mm	0174	5 x 3 mm	0174
5 x 4 mm	0175	5 x 4 mm	0175
5 x 5 mm	0176	5 x 5 mm	0176
5 x 7 mm	0177	5 x 7 mm	0177
6 x 5 mm	3366	6 x 5 mm	3366
8 x 5 mm	3367	8 x 5 mm	3367

Biomimetic OCEAN

IC

INTERNAL CONNECTION

SURGICAL PHASE

	Platform Ø 3,5 mm			
	Ø 3,5 mm	Ref.	**Ø 4,0 mm**	Ref.
Implant	-	-	4,0 x 7 mm	1583
	-	-	4,0 x 8,5 mm	1584
	3,5 x 10 mm	1579	4,0 x 10 mm	1585
	3,5 x 11,5 mm	1580	4,0 x 11,5 mm	1586
	3,5 x 13 mm	1581	4,0 x 13 mm	1587
	3,5 x 15 mm	1582	4,0 x 15 mm	1588
Anatomic healing abutment	3,5 x 3 mm	3370	3,5 x 3 mm	3370
	3,5 x 5 mm	3371	3,5 x 5 mm	3371
	3,5 x 7 mm	3372	3,5 x 7 mm	3372
	4,5 x 2 mm	0465	4,5 x 2 mm	0465
	4,5 x 3 mm	0466	4,5 x 3 mm	0466
	4,5 x 4 mm	0467	4,5 x 4 mm	0467
	4,5 x 5 mm	0468	4,5 x 5 mm	0468
	4,5 x 7 mm	0469	4,5 x 7 mm	0469
	5,5 x 3 mm	0471	5,5 x 3 mm	0471
	5,5 x 4 mm	0472	5,5 x 4 mm	0472
	5,5 x 5 mm	0473	5,5 x 5 mm	0473
	5,5 x 7 mm	0474	5,5 x 7 mm	0474
	6,5 x 3 mm	2737	6,5 x 3 mm	2737
	6,5 x 4 mm	2727	6,5 x 4 mm	2727
	6,5 x 5 mm	2726	6,5 x 5 mm	2726
Aesthetic healing abutment	4,5 x 2 mm	0607	4,5 x 2 mm	0607
	4,5 x 3 mm	0608	4,5 x 3 mm	0608
	4,5 x 4 mm	0609	4,5 x 4 mm	0609
	4,5 x 5 mm	0610	4,5 x 5 mm	0610
	4,5 x 6 mm	0611	4,5 x 6 mm	0611
	4,5 x 7 mm	0612	4,5 x 7 mm	0612
Anatomic healing abutment PEEK	6 x 5 mm	3373	6 x 5 mm	3373
	8 x 5 mm	3481	8 x 5 mm	3481

Platform Ø 4,1 mm			
Ø 4,5 mm	Ref.	**Ø 5,0 mm**	Ref.
4,5 x 7 mm	1589	5,0 x 7 mm	1595
4,5 x 8,5 mm	1590	5,0 x 8,5 mm	1596
4,5 x 10 mm	1591	5,0 x 10 mm	1597
4,5 x 11,5 mm	1592	5,0 x 11,5 mm	1598
4,5 x 13 mm	1593	5,0 x 13 mm	1599
4,5 x 15 mm	1594	-	-
3,5 x 3 mm	3370	3,5 x 3 mm	3370
3,5 x 5 mm	3371	3,5 x 5 mm	3371
3,5 x 7 mm	3372	3,5 x 7 mm	3372
4,5 x 2 mm	0465	4,5 x 2 mm	0465
4,5 x 3 mm	0466	4,5 x 3 mm	0466
4,5 x 4 mm	0467	4,5 x 4 mm	0467
4,5 x 5 mm	0468	4,5 x 5 mm	0468
4,5 x 7 mm	0469	4,5 x 7 mm	0469
5,5 x 3 mm	0471	5,5 x 3 mm	0471
5,5 x 4 mm	0472	5,5 x 4 mm	0472
5,5 x 5 mm	0473	5,5 x 5 mm	0473
5,5 x 7 mm	0474	5,5 x 7 mm	0474
6,5 x 3 mm	2737	6,5 x 3 mm	2737
6,5 x 4 mm	2727	6,5 x 4 mm	2727
6,5 x 5 mm	2726	6,5 x 5 mm	2726
4,5 x 2 mm	0607	4,5 x 2 mm	0607
4,5 x 3 mm	0608	4,5 x 3 mm	0608
4,5 x 4 mm	0609	4,5 x 4 mm	0609
4,5 x 5 mm	0610	4,5 x 5 mm	0610
4,5 x 6 mm	0611	4,5 x 6 mm	0611
4,5 x 7 mm	0612	4,5 x 7 mm	0612
6 x 5 mm	3373	6 x 5 mm	3373
8 x 5 mm	3481	8 x 5 mm	3481

Biomimetic **OCEAN**

CC

CONICAL CONNECTION

SURGICAL PHASE

	Platform Ø 3,5 mm					
	Ø 3,5 mm	Ref.	**Ø 4,0 mm**	Ref.	**Ø 4,5 mm**	Ref.
Implant	-	-	4,0 x 7 mm	2939	4,5 x 7 mm	6344
	-	-	4,0 x 8,5 mm	2940	4,5 x 8,5 mm	6345
	3,5 x 10 mm	2935	4,0 x 10 mm	2941	4,5 x 10 mm	6346
	3,5 x 11,5 mm	2936	4,0 x 11,5 mm	2942	4,5 x 11,5 mm	6347
	3,5 x 13 mm	2937	4,0 x 13 mm	2943	4,5 x 13 mm	6348
	3,5 x 15 mm	2938	4,0 x 15 mm	2944	4,5 x 15 mm	6349
Anatomic healing abutment (Single)	4 x 3 mm	2988	4 x 3 mm	2988	4 x 3 mm	2988
	4 x 5 mm	2989	4 x 5 mm	2989	4 x 5 mm	2989
	-	-	-	-	4 x 7 mm	-
	5 x 3 mm	2990	5 x 3 mm	2990	5 x 3 mm	2990
	5 x 5 mm	2991	5 x 5 mm	2991	5 x 5 mm	2991
	5 X 7 mm	2992	5 X 7 mm	2992	5 x 7 mm	2992
Anatomic healing abutment (Multiple)	4 x 3 mm	2993	4 x 3 mm	2993	4 x 3 mm	2993
	4 x 5 mm	2994	4 x 5 mm	2994	4 x 5 mm	2994
	-	-	-	-	-	-
	5 x 3 mm	2995	5 x 3 mm	2995	5 x 3 mm	2995
	5 x 5 mm	2996	5 x 5 mm	2996	5 x 5 mm	2996
	5 X 7 mm	2997	5 X 7 mm	2997	5 X 7 mm	2997
Anatomic healing abutment PEEK (Single)	6 x 5 mm	3453	6 x 5 mm	3453	6 x 5 mm	3453
	-	-	-	-	-	-
Anatomic healing abutment PEEK (Multiple)	6 x 5 mm	3454	6 x 5 mm	3454	6 x 5 mm	3454
	-	-	-	-	-	-

		Platform Ø 4,1 mm					
Ø 5,0 mm	Ref.	**Ø 4,5 mm**	Ref.	**Ø 5,0 mm**	Ref.	**Ø 6,0 mm**	Ref.
5,0 x 7 mm	6350	4,5 x 7 mm	2945	5,0 x 7 mm	2951	6,0 x 7 mm	3812
5,0 x 8,5 mm	6351	4,5 x 8,5 mm	2946	5,0 x 8,5 mm	2952	6,0 x 8,5 mm	3938
5,0 x 10 mm	6352	4,5 x 10 mm	2947	5,0 x 10 mm	2953	6,0 x 10 mm	3939
5,0 x 11,5 mm	6353	4,5 x 11,5 mm	2948	5,0 x 11,5 mm	2954	6,0 x 11,5 mm	3814
5,0 x 13 mm	6354	4,5 x 13 mm	2949	5,0 x 13 mm	2955	-	-
-	-	4,5 x 15 mm	2950	-	-	-	-
4 x 3 mm	2988	5 x 3 mm	2998	5 x 3 mm	2998	5 x 3 mm	2998
4 x 5 mm	2989	5 x 5 mm	2999	5 x 5 mm	2999	5 x 5 mm	2999
-	-	5 x 7 mm	3000	5 x 7 mm	3000	5 x 7 mm	3000
5 x 3 mm	2990	6 x 3 mm	3470	6 x 3 mm	3470	6 x 3 mm	3470
5 x 5 mm	2991	6 x 5 mm	3471	6 x 5 mm	3471	6 x 5 mm	3471
5 X 7 mm	2992	6 x 7 mm	3472	6 x 7 mm	3472	6 x 7 mm	3472
4 x 3 mm	2993	5 x 3 mm	3473	5 x 3 mm	3473	5 x 3 mm	3473
4 x 5 mm	2994	5 x 5 mm	3474	5 x 5 mm	3474	5 x 5 mm	3474
-	-	5 x 7 mm	3008	5 x 7 mm	3008	5 x 7 mm	3008
5 x 3 mm	2995	6 x 3 mm	3010	6 x 3 mm	3010	6 x 3 mm	3010
5 x 5 mm	2996	6 x 5 mm	3011	6 x 5 mm	3011	6 x 5 mm	3011
5 X 7 mm	2997	6 x 7 mm	3012	6 x 7 mm	3012	6 x 7 mm	3012
6 x 5 mm	3453	6 x 5 mm	3455	6 x 5 mm	3455	6 x 5 mm	3455
-	-	8 x 5 mm	3457	8 x 5 mm	3457	8 x 5 mm	3457
6 x 5 mm	3454	6 x 5 mm	3456	6 x 5 mm	3456	6 x 5 mm	3456
-	-	8 x 5 mm	3458	8 x 5 mm	3458	8 x 5 mm	3458

ACCESSORIES

		Ref.
Sterilization cassette OCEAN		1763
MiniBox		0526
Torque wrench		0295
Holding tool EC/IC		0651
Screwdrivers	Screwdriver ISO 1797 S (048) Screwdriver ISO 1797 L (048) Screwdriver ISO 1797 XL (048)	0644 0277 0645
	Implant driver ISO 1797 EC/IC S (2.5) Implant driver ISO 1797 EC/IC L (2.5) Implant driver ISO 1797 W&H EC/IC (2.5)	2693 0300 2692
	Screwdriver gold screw ISO 1797 Screwdriver Rhein 83 abutment	0263
	Screwdriver grooved screw ISO 1797	0267
	Screwdriver impression coping closed tray ISO 1797	0723
	Screwdriver transepithelial abutment ISO 1797 S Screwdriver transepithelial abutment ISO 1797 L	0328 0726
	Screwdriver transepithelial angled abutment ISO 1797 S Screwdriver transepithelial angled abutment ISO 1797 L	0804 0648
	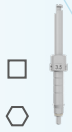 Implant driver ISO 1797 CC 3,5 S Implant driver ISO 1797 CC 3,5 L Implant driver ISO 1797 CC 4,1 S Implant driver ISO 1797 CC 4,1 L	2981 2984 2982 2985

Screwdriver handle		Handle ISO 1797 S	0791
		Handle ISO 1797 L	0790
Implant handle		Implant handle S Implant handle L	1878 2891
Monoblock screwdrivers		Screwdriver S (048) Screwdriver L (048)	0274 0275
		Implant driver S (2.5) Implant driver L (2.5)	0278 0299
Drills		Pointed drill	0188
		Twist drill	1,6 x 7 - 15 mm 2046
		Pilot drill	1,6 - 2,4 mm 2047
		Drill	2,0 - 3,3 x 7 - 15 mm 2048 2,2 - 3,8 x 7 - 15 mm 2049 2,8 - 4,3 x 7 - 15 mm 2050 3,2 - 4,8 x 7 - 13 mm 2051 4,2 - 5,7 x 7 - 11,5 mm 3966
		Hard bone drill	2,4 - 3,3 x 7 - 15 mm 3311 3,0 - 3,7 x 7 - 15 mm 3312 3,8 - 4,3 x 7 - 15 mm 3313 4,1 - 4,7 x 7 - 13 mm 3314 5,1 - 5,7 x 7 - 11,5 mm 3960
Screw tap		Screw tap	3,5 mm 2687 4,0 mm 2688 4,5 mm 2689 5,0 mm 2690 6,0 mm 3963
Drill stop			1,6 mm 2198 3,3 mm 2199 3,8 mm 2200 4,3 mm 2201 4,8 mm 2202
Direction indicator			1,5 - 2,3 mm 1810
Drill extension ISO 1797			0655

Instruments and surgical kit

Avinent supplies high-precision instruments designed to match implants and suitable for use with internal, external and conical connections.
Avinent's two surgical boxes allow practitioners to choose the working system that best meets their needs.

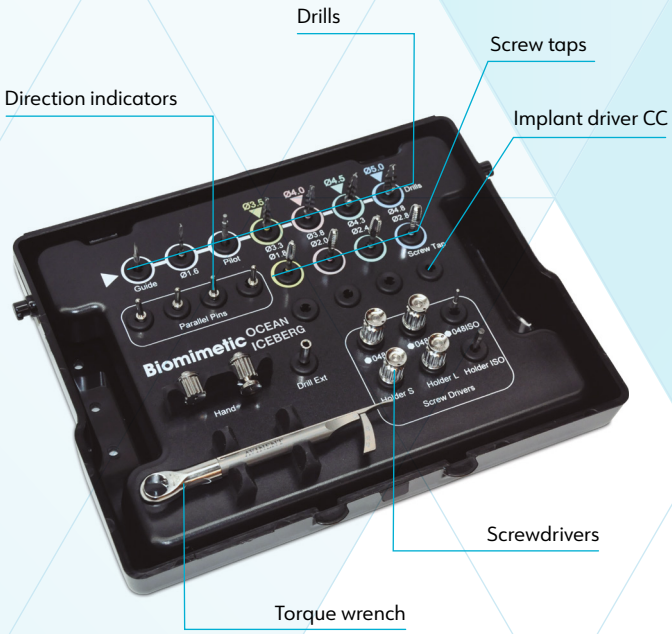

The sterilization cassette OCEAN stands out for its clear layout and attractive design, making it easy to use. The drilling sequence is clearly indicated by means of a simple colour code according to the diameter of the selected implant. All the pieces are placed in a sterilizable tray with a seethrough lid, giving a clear view of the interior.

The MiniBox is versatile, as it allows practitioners to select a specific sequence and take everything required for the surgical procedure with them in a small container. The box is sterilizable and can hold all the items needed for inserting prostheses.



Advisable torque

TYPE	VALUE	
Mechanical	35 Ncm	Screw for single/Multiple abutment*
	30 Ncm	Screw for angled titanium base**
	30 Ncm	Screw for angulation correction G2 (max. 30°)**
	20 Ncm	Screw for angulation correction G1 (max. 20°)**
	15 Ncm	Screw transepithelial angled abutment
	15 Ncm	Prosthetic screw for transepithelial
	35 Ncm	Transepithelial abutment (Uniblock / 2 parts)
	30 Ncm	LOCATOR® / LOCATOR R-Tx® Abutment
	25 Ncm	RHEIN83® Abutment (OT Equator)
	15 Ncm	Temporary Abutment Ti / PEEK
Manual	≈8-15 Ncm	Scan Abutment
		Impression coping open/closed tray engaging
		Healing Abutment Ti / PEEK
		Healing cap

* Regarding: Titanium base, Cemented abutment and Cemented angled abutment, Castable CoCr Base. Included: Gold screw.

** Except Transep. 4.8 of M1.40 which is 15 Ncm.

Drilling speed

	rpm
Guide drill	800 - 1.200
Drill ø 1,6 mm	800 - 1.200
Pilot drill	600 - 800
* Drill ø 2,0 - 3,3 mm	150 - 300
* Drill ø 2,2 - 3,8 mm	150 - 300
* Drill ø 2,8 - 4,3 mm	150 - 300
* Drill ø 3,2 - 4,8 mm	150 - 300
* Drill ø 2,4 - 3,3 mm	150 - 300
* Drill ø 3,0 - 3,7 mm	150 - 300
* Drill ø 3,8 - 4,3 mm	150 - 300
* Drill ø 4,1 - 4,7 mm	150 - 300
* Drill ø 4,2 - 5,7 mm	150 - 300
* Drill ø 5,1 - 5,7 mm	150 - 300
Screw Tap	20

* The biological drilling at low revolutions (between 50 and 100rpm), allows to collect autologous bone as shown in the scientific literature.

Maximum recommended torque for implant insertion: 45-50 Ncm

Maximum recommended speed for implant insertion: 20 rpm

Drill-bit length and marking

Avinent drills carry laser markings to improve visibility during osteotomy and follow a colour code according to the diameter of the implant. The marking corresponds to the length of the implant in crestal placement, but the distances are not absolute from the tip of the instrument to the mark. The length of the drill tip is not included in the depth mark, so this distance must be taken into account when planning treatment and in carrying out the osteotomy.

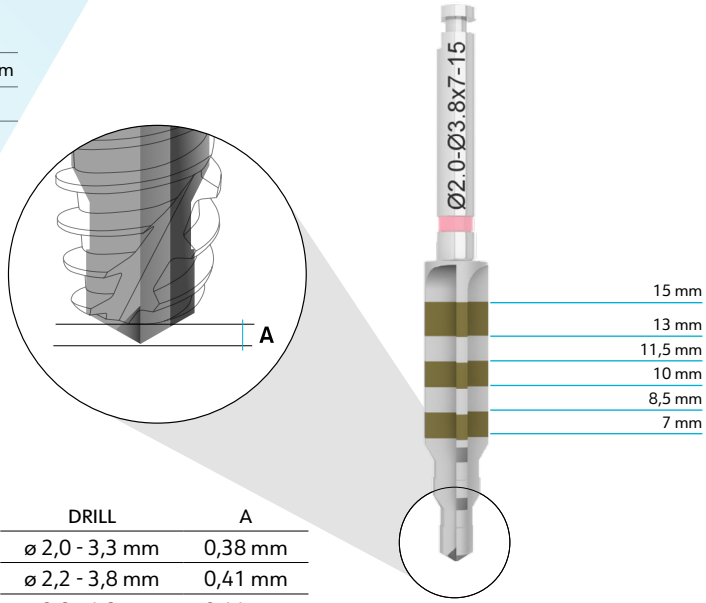

DRILL	A
ø 2,0 - 3,3 mm	0,38 mm
ø 2,2 - 3,8 mm	0,41 mm
ø 2,8 - 4,3 mm	0,44 mm
ø 3,2 - 4,8 mm	0,46 mm
ø 4,2 - 5,7 mm	0,45 mm

Accessories CC

Implant handle

	REF.
L	2891
S	1878

Implant driver



	REF.
3,5 S	2981
3,5 L	2984
4,1 S	2982
4,1 L	2985

Platform indicators

To make life easier for our costumers, Avinent screws attachments follow the color code od the implant platform (Only applicable to CC connection)

Platform
Ø 3,5 mm

Platform
Ø 4,1 mm

* For any additional information and instrument maintenance instructions, please check www.avinent.com

Avinent drilling protocol

The Avinent surgical drilling protocol for the OCEAN system is suitable for all bone types. The system includes drill bits with an external shape featuring three diameters and straight cut to match the design of the implant. The matt finish of the drills makes it easier to locate the marks that indicate length during surgery. The biological drilling at low revolutions (between 50 and 100rpm), allows to collect autologous bone as shown in the scientific literature.

* Hard bone drills are identified with two color indicators.

Due to the fact that the surface treatment of the Avinent implant extends to the level of the platform, it is advisable to leave the implant at juxta-bone level. It must be remembered that the 0.3 mm of the polished part of the inverted platform of the implant remain at supracrestal level.

Implant ø 3,5 mm

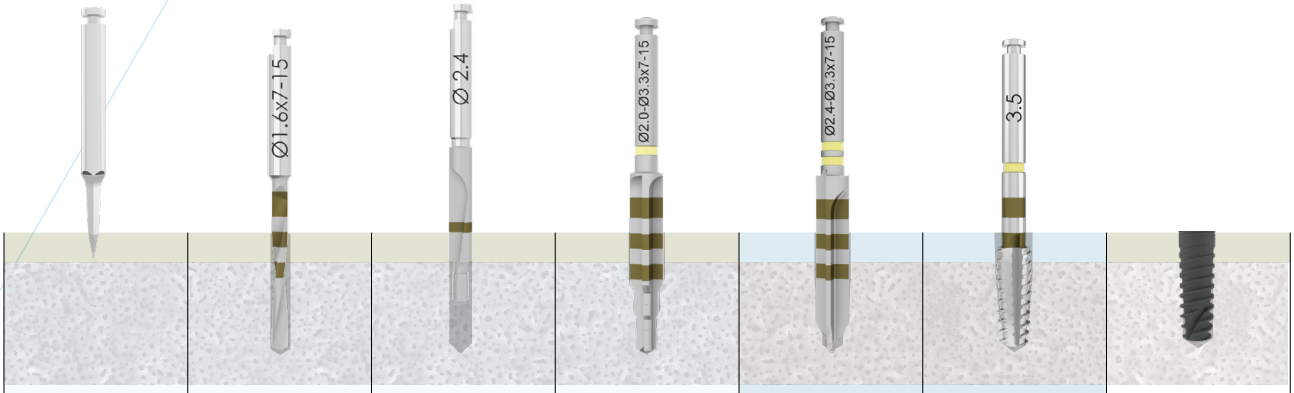

	Guide drill	Drill ø1,6 mm	Pilot drill ø1,6 - 2,4 mm	Drill ø 2,0 - 3,3 mm	Drill ø 2,4 - 3,3 mm	Screw tap	Implant
Ref.	0188	2046	2047	2048	3311	2687	
	BONE TYPE III-IV				Option 1	Option 2	
	BONE TYPE I-II						

Implant ø 4,0 mm

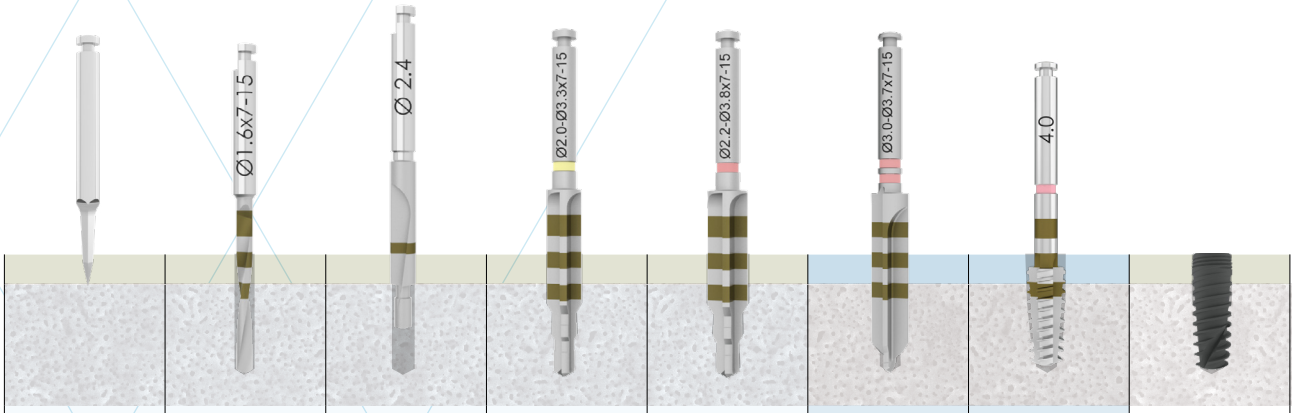

	Guide drill	Drill ø1,6 mm	Pilot drill ø1,6 - 2,4 mm	Drill ø 2,0 - 3,3 mm	Drill ø 2,2 - 3,8 mm	Drill ø 3,0 - 3,7 mm	Screw tap	Implant
Ref.	0188	2046	2047	2048	2049	3312	2688	
	BONE TYPE III-IV					Option 1	Option 2	
	BONE TYPE I-II							

Implant ø 4,5 mm

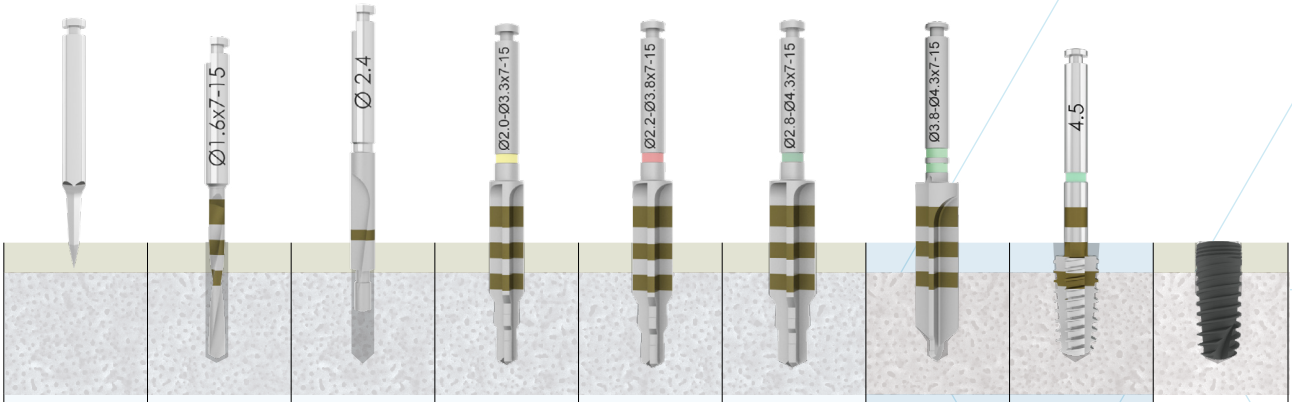

	Guide drill	Drill ø1,6 mm	Pilot drill ø1,6 - 2,4 mm	Drill ø 2,0 - 3,3 mm	Drill ø 2,2 - 3,8 mm	Drill ø 2,8 - 4,3 mm	Drill ø 3,8 - 4,3 mm	Screw tap	Implant
Ref.	0188	2046	2047	2048	2049	2050	3313	2689	
	BONE TYPE III-IV						Option 1	Option 2	
	BONE TYPE I-II								

Implant ø 5,0 mm

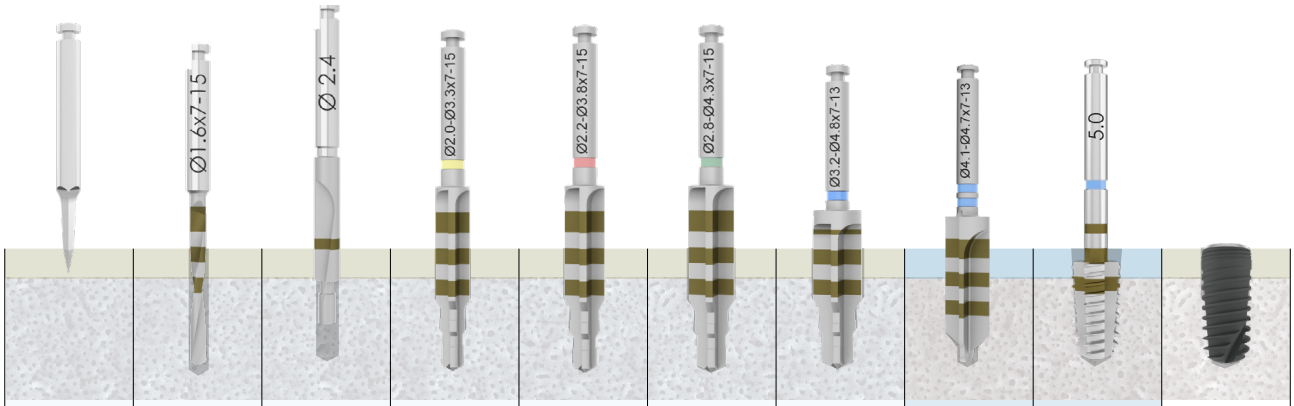

	Guide drill	Drill ø1,6 mm	Pilot drill ø1,6 - 2,4 mm	Drill ø 2,0 - 3,3 mm	Drill ø 2,2 - 3,8 mm	Drill ø 2,8 - 4,3 mm	Drill ø 3,2 - 4,8 mm	Drill ø 4,1 - 4,7 mm	Screw tap	Implant
Ref.	0188	2046	2047	2048	2049	2050	2051	3314	2690	
	BONE TYPE III-IV							Option 1	Option 2	
	BONE TYPE I-II									

Implant ø 6,0 mm

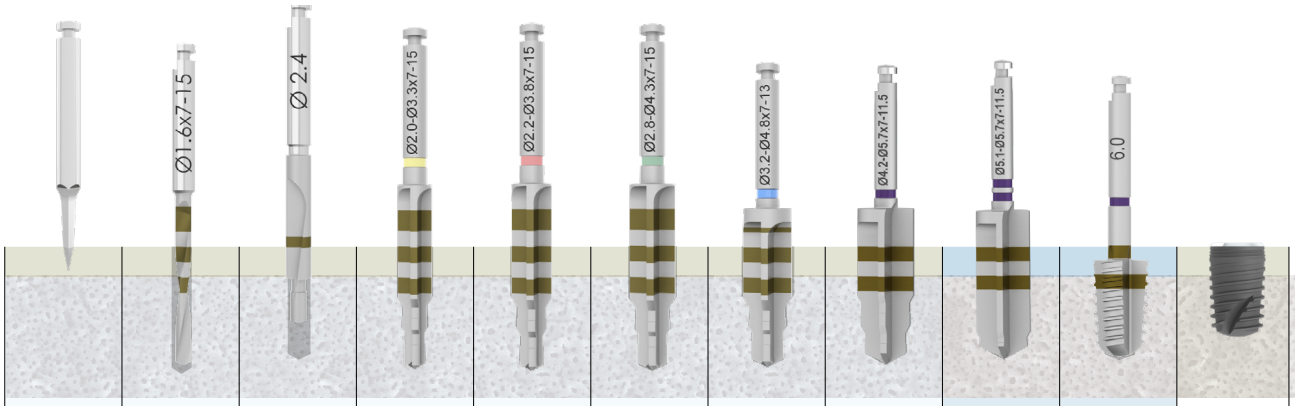

	Guide drill	Drill ø1,6 mm	Pilot drill ø1,6 - 2,4 mm	Drill ø 2,0 - 3,3 mm	Drill ø 2,2 - 3,8 mm	Drill ø 2,8 - 4,3 mm	Drill ø 3,2 - 4,8 mm	Drill ø 4,2 - 5,7 mm	Drill ø 5,1 - 5,7 mm	Screw tap	Implant
Ref.	0188	2046	2047	2048	2049	2050	2051	3966	3960	3963	
	BONE TYPE III-IV								Option 1	Option 2	
	BONE TYPE I-II										

Sterilization and packaging

EC

IC

CC

Avinent implants are subjected to a sterilization process in accordance with the requirements of the CE mark for medical device. Avinent supplies its implants in packaging that is easily identified by a simple colour code. The vial cap comes in different colours according to the diameter of the implant and has a sticker indicating the type of connection and the diameter and length of the implant.
The Avinent implant system is sold in a sterile blister pack, which ensures that the implant is fully protected until the given expiry date, so long as it is stored in suitable conditions.
Avinent supplies labeling with all its products that ensure every item can be properly traced by means of stickers that can be used in the patient's clinical history or in any other documentation required.

EC/IC

Blister pack (front and back)

Vial

Opening the vial

Opened vial

CC

Blister pack (front and back)

Vial



Opening the vial

Implant

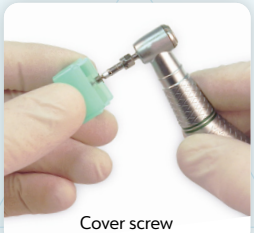

Cover screw

Opening the packaging

- Open the box and take out the blister pack.
- Open the blister pack and leave the vial containing the implant in the sterile working area, avoiding contact with any item that is not sterile. The sterile blister pack must not be opened prior to use.
- Open the vial by gripping the coloured cap with one hand while holding the transparent part in the other.
- EC/IC: Fit the implant driver (manual and hand piece) into the implant holder.
- CC: Fit the implant driver into the implant.
- Press to make a tight fit and raise the implant set slightly.
- EC/IC: Open the black cap on the bottom of the vial to remove the cover screw.
  CC: The cover screw is inside the coloured cap.

Information on the box

Rx only

CE 0197 Biomimetic

Manufacturer:
AVINENT Implant System S.L.U.
Pol. Ind. Santa Anna I, 08251 Santpedor (Barcelona) Spain.

STERILE R

ifu.avinent.com

Implant box label

Implant EC
ø 3.5 x 10 (3.5) Ti
REF 1558

ES Implante
PT Implante
FR Implant

(01) 08435452001046
(10) XXXXX
(17) AAMMDD

LOT XXXX

USE BY AAAA-MM-DD

Labels that make the product traceable

AVINENT
Implant EC Ø 3.5 x 10 (3.5)
REF 1558 LOT XXXX
GTIN 08435452001046
STERILE R AAAA-MM-DD

AVINENT
Implant EC Ø 3.5 x 10 (3.5)
REF 1558 LOT XXXX
GTIN 08435452001046
STERILE R AAAA-MM-DD

AVINENT
Implant EC Ø 3.5 x 10 (3.5)
REF 1558 LOT XXXX
GTIN 08435452001046
STERILE R AAAA-MM-DD

AVINENT
Purchasing / Compra
REF 1558
LOT XXXX

Implant EC/IC/CC	External/internal/conical connection indicator
ø 3.5 x 10 (3.5)	Diameter x length (implant holder)
Ti	Titanium
REF 1558	Reference number
LOT xxxxx	Batch code
AAAA-MM-DD	Expiry date
STERILE R	Sterile. Sterilization method: radiation
ifu.avinent.com	Consult instructions for use
	Manufacturer
CE	CE Mark NB num 0197. TÜV Rheinland
Rx only	(For the USA only) CAUTION: Federal law restricts this device to sale by or on the order of a physician
(01) 08435452001046 (10) XXXXX (17) AAMMDD	UDI (Unique Device Identifier Carrier)
	Do not re-use
	Do not resterilize

Avinent Guided surgery

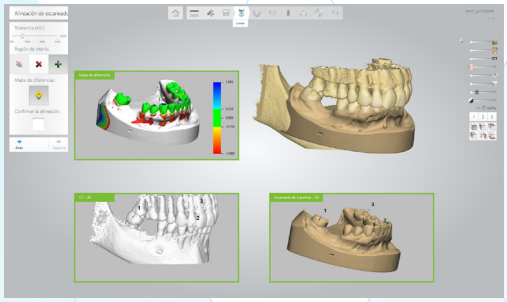

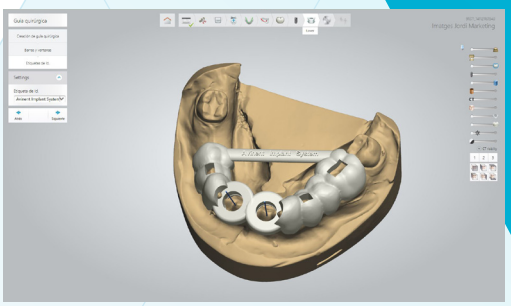

Avinent Guided surgery

- Implant Studio (implant planning and guided surgery)
- Simplant (implant planning)
- Dental Wings (implant planning)

CT or CBCT Scanners Available libraries for:

- NewTom
- Carestream
- (More coming soon)

Surgical motors

Avinent offers a wide range of surgical motors designed for many clinical applications, produced by leading brands in the industry. Intended to simplify daily practice and for multiple users, they can be adapted to suit each practitioner's needs by allowing the entire drilling sequence to be customised.
Our surgical motors are ergonomically designed, easy to use and significantly help to reduce tiredness. They give implantology specialists a surgical unit for everyday use in safely carrying out oral procedures. All the surgical motors have been designed with the aim of minimising size and weight, to improve the balance of the instrument and motor in the practitioner's hand and thereby reduce tiredness during long treatments.

BienAir Dental

NSK

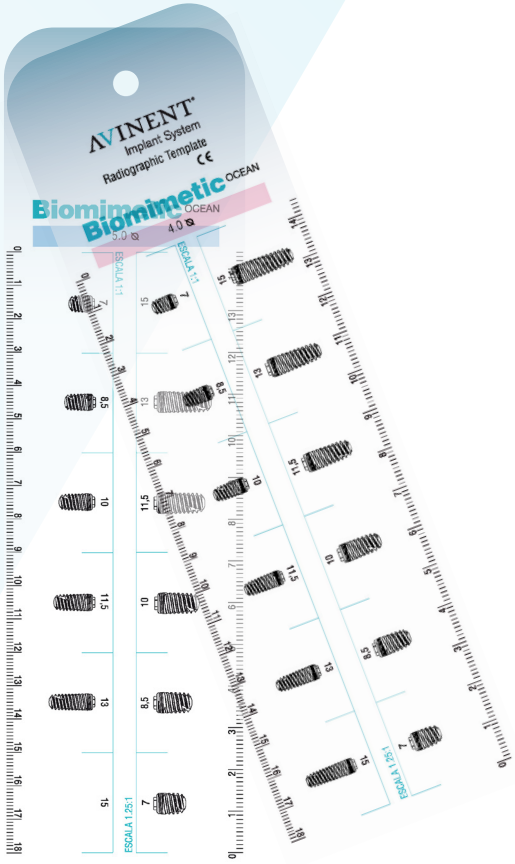

Radiographic template

The radiographic template is a guide to help practitioners precisely select the appropriate implant diameter and length. To adapt it to the proportions of the x-ray, the dimensions of the implant are shown at a scale 1:1 and 1.25:1.

Product index

REF.	DESCRIPTION	PAGE
0003	Healing abutment EC 4,1 x 5 x 5	5
0030	Healing abutment EC 3,5 x 4 x 3	4
0031	Healing abutment EC 3,5 x 4 x 4	4
0032	Healing abutment EC 3,5 x 4 x 5	4
0033	Healing abutment EC 3,5 x 5 x 3	4
0034	Healing abutment EC 3,5 x 5 x 4	4
0035	Healing abutment EC 3,5 x 5 x 5	4
0036	Healing abutment EC 4,1 x 5 x 3	5
0037	Healing abutment EC 4,1 x 5 x 4	5
0038	Healing abutment EC 4,1 x 5 x 7	5
0171	Anatomic healing abutment EC 3,5 x 5 x 3	4
0172	Anatomic healing abutment EC 3,5 x 5 x 4	4
0173	Anatomic healing abutment EC 3,5 x 5 x 5	4
0174	Anatomic healing abutment EC 4,1 x 5 x 3	5
0175	Anatomic healing abutment EC 4,1 x 5 x 4	5
0176	Anatomic healing abutment EC 4,1 x 5 x 5	5
0177	Anatomic healing abutment EC 4,1 x 5 x 7	5
0188	Pointed drill	11
0263	Screwdriver gold screw ISO 1797 Screwdriver Rhein 83 abutment	10
0267	Screwdriver grooved screw ISO 1797	10
0274	Screwdriver S (048)	11
0275	Screwdriver L (048)	11
0277	Screwdriver ISO 1797 L (048)	10
0278	Implant driver S (2.5)	11
0295	Torque wrench	10
0299	Implant driver L (2.5)	11
0300	Implant driver ISO 1797 EC/IC L (2.5)	10
0328	Screwdriver transepithelial abutment ISO 1797 S	10
0465	Anatomic healing abutment IC 3,5/4,1 x 4,5 x 2	6, 7
0466	Anatomic healing abutment IC 3,5/4,1 x 4,5 x 3	6, 7
0467	Anatomic healing abutment IC 3,5/4,1 x 4,5 x 3	6, 7
0468	Anatomic healing abutment IC 3,5/4,1 x 4,5 x 5	6, 7
0469	Anatomic healing abutment IC 3,5/4,1 x 4,5 x 7	6, 7
0471	Anatomic healing abutment IC 3,5/4,1 x 5,5 x 3	6, 7
0472	Anatomic healing abutment IC 3,5/4,1 x 5,5 x 4	6, 7
0473	Anatomic healing abutment IC 3,5/4,1 x 5,5 x 5	6, 7
0474	Anatomic healing abutment IC 3,5/4,1 x 5,5 x 7	6, 7
0526	MiniBox	10
0607	Aesthetic healing abutment IC 4,5 x 2	6, 7

REF.	DESCRIPTION	PAGE
0608	Aesthetic healing abutment IC 4,5 x 3	6, 7
0609	Aesthetic healing abutment IC 4,5 x 4	6, 7
0610	Aesthetic healing abutment IC 4,5 x 5	6, 7
0611	Aesthetic healing abutment IC 4,5 x 6	6, 7
0612	Aesthetic healing abutment IC 4,5 x 7	6, 7
0644	Screwdriver ISO 1797 S (048)	10
0645	Screwdriver ISO 1797 XL (048)	10
0648	Screwdriver transepithelial angled abutment ISO 1797 L	10
0651	Holding tool EC/IC	10
0655	Drill extension	11
0723	Screwdriver impression coping closed tray ISO 1797	10
0726	Screwdriver transepithelial abutment ISO 1797 L	10
0790	Handle ISO 1797 L	11
0791	Handle ISO 1797 S	11
0804	Screwdriver transepithelial angled abutment ISO 1797 S	10
1558	Implant EC 3,5 x 10 (3,5)	4
1559	Implant EC 3,5 x 11,5 (3,5)	4
1560	Implant EC 3,5 x 13 (3,5)	4
1561	Implant EC 3,5 x 15 (3,5)	4
1562	Implant EC 4,0 x 7 (3,5)	4
1563	Implant EC 4,0 x 8,5 (3,5)	4
1564	Implant EC 4,0 x 10 (3,5)	4
1565	Implant EC 4,0 x 11,5 (3,5)	4
1566	Implant EC 4,0 x 13 (3,5)	4
1567	Implant EC 4,0 x 15 (3,5)	4
1568	Implant EC 4,5 x 7 (4,1)	5
1569	Implant EC 4,5 x 8,5 (4,1)	5
1570	Implant EC 4,5 x 10 (4,1)	5
1571	Implant EC 4,5 x 11,5 (4,1)	5
1572	Implant EC 4,5 x 13 (4,1)	5
1573	Implant EC 4,5 x 15 (4,1)	5
1574	Implant EC 5,0 x 7 (4,1)	5
1575	Implant EC 5,0 x 8,5 (4,1)	5
1576	Implant EC 5,0 x 10 (4,1)	5
1577	Implant EC 5,0 x 11,5 (4,1)	5
1578	Implant EC 5,0 x 13 (4,1)	5
1579	Implant IC 3,5 x 10 (3,5)	6
1580	Implant IC 3,5 x 11,5 (3,5)	6
1581	Implant IC 3,5 x 13 (3,5)	6
1582	Implant IC 3,5 x 15 (3,5)	6

REF.	DESCRIPTION	PAGE
1583	Implant IC 4,0 x 7 (3,5)	6
1584	Implant IC 4,0 x 8,5 (3,5)	6
1585	Implant IC 4,0 x 10 (3,5)	6
1586	Implant IC 4,0 x 11,5 (3,5)	6
1587	Implant IC 4,0 x 13 (3,5)	6
1588	Implant IC 4,0 x 15 (3,5)	6
1589	Implant IC 4,5 x 7 (4,1)	7
1590	Implant IC 4,5 x 8,5 (4,1)	7
1591	Implant IC 4,5 x 10 (4,1)	7
1592	Implant IC 4,5 x 11,5 (4,1)	7
1593	Implant IC 4,5 x 13 (4,1)	7
1594	Implant IC 4,5 x 15 (4,1)	7
1595	Implant IC 5,0 x 7 (4,1)	7
1596	Implant IC 5,0 x 8,5 (4,1)	7
1597	Implant IC 5,0 x 10 (4,1)	7
1598	Implant IC 5,0 x 11,5 (4,1)	7
1599	Implant IC 5,0 x 13 (4,1)	7
1763	Sterilization cassette OCEAN	10
1810	Direction indicator ø 1,5 – ø 2,3	11
1878	Implant handle S	11
2046	Twist drill ø 1,6 x 7 - 15	11
2047	Pilot drill ø 1,6 - ø 2,4	11
2048	Drill ø 2,0 - ø 3,3 x 7 - 15	11
2049	Drill ø 2,2 - ø 3,8 x 7 - 15	11
2050	Drill ø 2,8 - ø 4,3 x 7 - 15	11
2051	Drill ø 3,2 - ø 4,8 x 7 - 13	11
2198	Drill stop ø 1,6	11
2199	Drill stop ø 3,3	11
2200	Drill stop ø 3,8	11
2201	Drill stop ø 4,3	11
2202	Drill stop ø 4,8	11
2687	Screw tap 3,5 mm	11
2688	Screw tap 4,0 mm	11
2689	Screw tap 4,5 mm	11
2690	Screw tap 5,0 mm	11
2692	Implant driver ISO 1797 W&H EC/IC	10
2693	Implant driver ISO 1797 EC/IC S	10
2726	Anatomic healing abutment IC 3,5/4,1 x 6,5 x 5	6, 7
2727	Anatomic healing abutment IC 3,5/4,1 x 6,5 x 4	6, 7
2737	Anatomic healing abutment IC 3,5/4,1 x 6,5 x 3	6, 7

REF.	DESCRIPTION	PAGE
2891	Implant handle L	11
2935	Implant CC 3,5 x 10 (3,5)	8
2936	Implant CC 3,5 x 11,5 (3,5)	8
2937	Implant CC 3,5 x 13 (3,5)	8
2938	Implant CC 3,5 x 15 (3,5)	8
2939	Implant CC 4,0 x 7 (3,5)	8
2940	Implant CC 4,0 x 8,5 (3,5)	8
2941	Implant CC 4,0 x 10 (3,5)	8
2942	Implant CC 4,0 x 11,5 (3,5)	8
2943	Implant CC 4,0 x 13 (3,5)	8
2944	Implant CC 4,0 x 15 (3,5)	8
2945	Implant CC 4,5 x 7 (4,1)	9
2946	Implant CC 4,5 x 8,5 (4,1)	9
2947	Implant CC 4,5 x 10 (4,1)	9
2948	Implant CC 4,5 x 11,5 (4,1)	9
2949	Implant CC 4,5 x 13 (4,1)	9
2950	Implant CC 4,5 x 15 (4,1)	9
2951	Implant CC 5,0 x 7 (4,1)	9
2952	Implant CC 5,0 x 8,5 (4,1)	9
2953	Implant CC 5,0 x 10 (4,1)	9
2954	Implant CC 5,0 x 11,5 (4,1)	9
2955	Implant CC 5,0 x 13 (4,1)	9
2981	Implant driver ISO 1797 CC 3,5 S	10
2982	Implant driver ISO 1797 CC 4,1 S	10
2984	Implant driver ISO 1797 CC 3,5 L	10
2985	Implant driver ISO 1797 CC 4,1 L	10
2988	Anatomic healing abutment (Single) CC 3,5 x 4 x 3	8
2989	Anatomic healing abutment (Single) CC 3,5 x 4 x 5	8
2990	Anatomic healing abutment (Single) CC 3,5 x 5 x 3	8
2991	Anatomic healing abutment (Single) CC 3,5 x 5 x 5	8
2992	Anatomic healing abutment (Single) CC 3,5 x 5 x 7	8
2993	Anatomic healing abutment (Multiple) CC 3,5 x 4 x 3	8
2994	Anatomic healing abutment (Multiple) CC 3,5 x 4 x 5	8
2995	Anatomic healing abutment (Multiple) CC 3,5 x 5 x 3	8
2996	Anatomic healing abutment (Multiple) CC 3,5 x 5 x 5	8
2997	Anatomic healing abutment (Multiple) CC 3,5 x 5 x 7	8
2998	Anatomic healing abutment (Single) CC 4,1 x 5 x 3	9
2999	Anatomic healing abutment (Single) CC 4,1 x 5 x 5	9
3000	Anatomic healing abutment (Single) CC 4,1 x 5 x 7	9
3008	Anatomic healing abutment (Multiple) CC 4,1 x 5 x 7	9

REF.	DESCRIPTION	PAGE
3010	Anatomic healing abutment (Multiple) CC 4,1 x 6 x 3	9
3011	Anatomic healing abutment (Multiple) CC 4,1 x 6 x 5	9
3012	Anatomic healing abutment (Multiple) CC 4,1 x 6 x 7	9
3311	Hard bone drill ø 2,4 - ø 3,3 x 7 - 15	11
3312	Hard bone drill ø 3,0 - ø 3,7 x 7 - 15	11
3313	Hard bone drill ø 3,8 - ø 4,3 x 7 - 15	11
3314	Hard bone drill ø 4,1 - ø 4,7 x 7 - 13	11
3363	Healing abutment EC 4,5 x 4 x 3	5
3364	Healing abutment EC 4,5 x 4 x 5	5
3365	Healing abutment EC 4,5 x 4 x 7	5
3366	Anatomic healing abutment PEEK EC 4,1 x 6 x 5	5
3367	Anatomic healing abutment PEEK EC 4,1 x 8 x 5	5
3370	Anatomic healing abutment IC 3,5/4,1 x 3,5 x 3	6, 7
3371	Anatomic healing abutment IC 3,5/4,1 x 3,5 x 5	6, 7
3372	Anatomic healing abutment IC 3,5/4,1 x 3,5 x 7	6, 7
3373	Anatomic healing abutment PEEK IC 3,5/4,1 x 6 x 5	6, 7
3453	Anatomic healing abutment PEEK (Single) CC 3,5 x 6 x 5	8
3454	Anatomic healing abutment PEEK CC 3,5 x 6 x 5	8
3455	Anatomic healing abutment PEEK (Single) CC 4,1 x 6 x 5	9
3456	Anatomic healing abutment PEEK CC 4,1 x 6 x 5	9
3457	Anatomic healing abutment PEEK (Single) CC 4,1 x 8 x 5	9
3458	Anatomic healing abutment PEEK CC 4,1 x 8 x 5	9
3470	Anatomic healing abutment (Single) CC 4,1 x 6 x 3	9
3471	Anatomic healing abutment (Single) CC 4,1 x 6 x 5	9
3472	Anatomic healing abutment (Single) CC 4,1 x 6 x 7	9
3473	Anatomic healing abutment (Multiple) CC 4,1 x 5 x 3	9
3474	Anatomic healing abutment (Multiple) CC 4,1 x 5 x 5	9
3481	Anatomic healing abutment PEEK IC 3,5/4,1 x 8 x 5	6, 7
3812	Implant CC 6,0 x 7 (4,1)	9
3814	Implant CC 6,0 x 11,5 (4,1)	9
3938	Implant CC 6,0 x 8,5 (4,1)	9
3939	Implant CC 6,0 x 10 (4,1)	9
3960	Hard bone drill ø 5,1 - ø 5,7 x 7 - 11,5	11
3963	Screw tap 6,0 mm	11
3966	Drill ø 4,2 - ø 5,7 x 7 - 11,5	11

*The availability of the products in this catalog may vary depending on the country where you are based.
Please contact your Avinent distributor for further information.

AVINENT
Implant System

Carretera de Navarcles, 107
Pol. Industrial Santa Anna I
08251 Santpedor (Barcelona) - España
T. (+34) 93 827 34 65 - F. (+34) 93 827 38 73
www.avinent.com - avinent@avinent.com

AVINENT AUSTRALIA
australia@avinent.com

AVINENT BENELUX
benelux@avinent.com

AVINENT CANADA
canada@avinent.com

AVINENT COLOMBIA
colombia@avinent.com

AVINENT CROATIA
croatia@avinent.com

AVINENT FRANCE
france@avinent.com

AVINENT KUWAIT
kuwait@avinent.com

AVINENT LITHUANIA
lithuania@avinent.com

AVINENT POLAND
poland@avinent.com

AVINENT PORTUGAL
portugal@avinent.com

AVINENT ROMANIA
romania@avinent.com

AVINENT TAIWAN
taiwan@avinent.com

AVINENT UKRAINE
ukraine@avinent.com

AVINENT UNITED ARAB EMIRATES
uae@avinent.com

AVINENT UNITED KINGDOM
uk@avinent.com

AVINENT USA
usa@avinent.com

AVINENT VIETNAM
vietnam@avinent.com

TÜVRheinland CERTIFIED
Management System
ISO 13485:2016
www.tuv.com

CE 0197

MDSAP
MEDICAL DEVICE SINGLE AUDIT PROGRAM